

DNA | RNA | PROTEINAS | RT-PCR | POLIMERASAS | REAL TIME | ENZIMAS



Catálogo
Biología 2011
Molecular

Tu laboratorio totalmente limpio...

Adios al EtBr!!!

EtBr Destroyer

Favorgen EtBr Destroyer is a specifically designed reagent effectively degrade and destroy the Ethidium Bromide and result in non-fluorescence and non-mutagenic remain. And also it has been demonstrated that its effectiveness of destructing the SYBR DYE.

1 Chemical Degradation of Ethidium Bromide

CCN1C(=C2C(=C3C(=C1)N)C(=C3)N)C2

2 EtBr Destroyer Spray

CCN1C(=C2C(=C3C(=C1)N)C(=C3)N)C2=O

3 The Structure Change means EtBr is unable to intercalate DNA

Non treatment of solid EtBr Contaminant

Treatment of solid EtBr Contaminant

Bags for Liquid

Spray for Solid

Sprayer

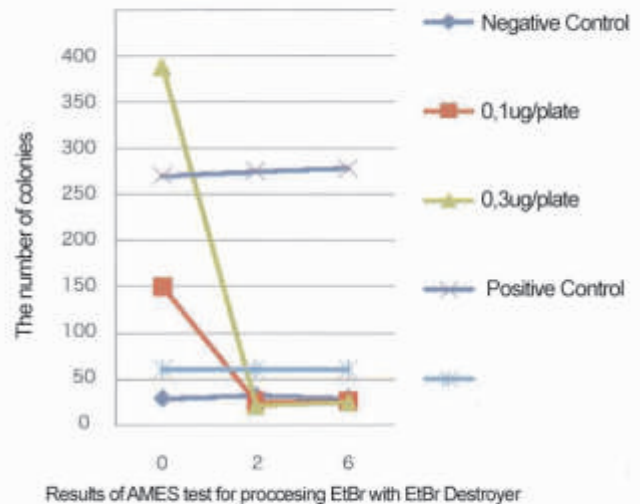
EtBr Destroyer Application for Liquid EtBr Contaminant



I.V.A. NO INCLUIDO EN LOS PRECIOS

EtBr Destroyer

This product is provided in two different formats for the treatment of solid or liquid Ethidium Bromide contaminant. The ready pack Favorgen EtBr Destroyer Bag is for the treatment of liquid Ethidium Bromide Contaminant. The Favorgen EtBr Destroyer Sprayer is for the treatment of solid Ethidium Bromide contaminant.



Effective:

EtBr destroyer can destroy EtBr and other SYBR Dye. This effect can be monitored and confirmed by UV light exposure. Once destroyed, the fluorescence will disappear. The blocking of mutagenic effect of EtBr Destroyer has been demonstrated by Ames Test.

Specific:

Two specific designs are for different purposes: EtBr solid contaminant treatment and EtBr liquid contaminant treatment, i.e. the sprayer format and the ready pack format.

Economical:

1. EtBr destroyer sprayer content can be refilled after use up. The cost is very economic.
2. After EtBr Destroyer treatment, the Ethidium Bromide-Containing Buffer can be save for further use after being filtrated. The reduction of waste volume can save the cost of waste treatment.

Safe:

The blocking of mutagenic effect of EtBr Destroyer has been demonstrated by Ames Test.

Order Information:

Catalogue No.	Description	Packing
FAEBD-001	Favorgen EtBr Destroyer Bag 1 bag can be use up to 3L EtBr solution.	20 Bags / Box
FAEBD-002	Favorgen EtBr Destroyer Sprayer, Each spray contains 0.4ml , 1 sprayer can be used up to 600 times	Spray 2x200ml.



Sprayer 2x200ml

Box 20 Bags

169€
190€

RedSafe™ Nucleic Acid Staining Solution

Adios al EtBr!!!!

Energetic iNtRON !!

Energetic iNtRON promises to you to be the origin of energy in Biotechnology!
Do take our energy!!!

*Good bye ~
EtBr*



**RedSafe™
Nucleic Acid Staining Solution
(20,000x)**

- RedSafe™ is sensitive, stable and environmentally safe for nucleic acid staining in agarose gel to replace the high toxic EtBr
- Much fewer mutations than EtBr staining to isolate DNA fragments for subcloning

**EtBr
NO !!!!!**

Characteristics

- Used for detecting DNA and RNA
- Alternative to the ethidium bromide staining
- As sensitive as EtBr or more sensitive than it
- Non-toxic, non-mutagenic and non-carcinogenic
- No hazard waste (safely disposed of down the drain)



**Ref. 21141
Vial / 1ml
20,000x**

89 €





intronbio.com

Megaquick-spin

PCR & Agarose Gel Extraction Kit 250 Columns



289€

Ref 17282

PLASMIDOS

MIDI

25 Columns

228€



MAXI

20 Columns

289€



Ref 17093

DNAspin Plasmid Extraction Kit

MINI

250 Columns

199€



Ref 17093

i-Taq

Ref 25022

Vial 500 U

89€



i-Hot Star

Ref 25062

Vial 500 U

150€



Taq Polimerase Series

Taq Polimerase

10X PCR Buffer

Kits Contents

10mM dNTPs

6X Loading Dye Solution

2ª Unidad 20% Dto

Ref 25181

i-pfu

Vial 250 U

120€



Ref 25261

i-MaxII
High fidelity

Vial 250 U

150€



Ref 25173

i-Star MaxII

ProofReading
HotStar

Vial 250 U

150€



Ref 25025

i-Taq

96 reacc
Tubo 0,2ml

89€



Ref 25165

i-Hot Star

96 reacc
Tubo 0,2ml

99€



Premixes Series todo en un solo tubo!

Taq
Polimerase



dNTPs



Enzyme

dNTP

Stabilizer

Reaction Buffer

Dye

Buffer
Reaction



Loading
Dye
Solution

Lyophilized & Aliquot

Ref 25185

i-pfu

96 reacc
Tubo 0,2ml

130€



i-MaxII

High fidelity
96 reacc
Tubo 0,2ml

130€



Ref 25281

i-Star MaxII

ProofReading
HotStar
96 reacc
Tubo 0,2ml

140€



CTB Extraction Kit



120€ 50 Columns

Ref 17347

Cell Cultive-Tissue-Animal Hair
Insect/Worm-Bone-Buccal Swab
GRAM(-) BACTERIA



URINE Extraction Kit




270€ 50 Columns

Ref 17391

Muestras de Orina

BYF Extraction Kit



130€ 50 Columns

Ref 17361

Yeast - Fungi - Fungal Tissue
GRAM(+) BACTERIA

SOIL Extraction Kit




250€ 50 Columns

Ref 17421

Muestras Suelo

PLANT Extraction Kit



140€ 50 Columns

Ref 17371

Lyophilized leaf, fresh, dried
or frozen leaf-Stem
Root-Fruit-Seed-Gramineae

STOOL Extraction Kit



180€ 50 Columns

Ref 17451

Muestras Excrementos

BLOOD Extraction Kit



120€ 50 Columns

Ref 17351

Whole Blood-Buffy Coat
Dried Blood Spot-Blood Swab
Plasma-Serum

FOOD Extraction Kit



180€ 50 Columns

Ref 17401

Muestras Alimentarias

i-GENOMICS



Ref 17382

sample like forensic samples such as swab, dried spot, finger-print, bone, blood swab, blood dried spot and animal tissue

180€ 50 Columns



Ref 17383

well-established technology for purification of genomic and mitochondrial DNA from small sample volumes or sizes

180€ 50 Columns

5 Inhibidores de Proteasa incluidos

PRO-PREP™

Cat. No. : 17801

PRO-PREP™ Protein Extraction Solution (for Cell/Tissue)



Incredible Solution !!!

Don't spend your time to make RIPA Buffer anymore.

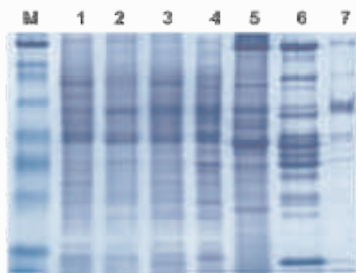
Characteristics

- (1) Save time
- (2) Increase the protein stability
- (3) No protein degradation
- (4) Easy to use: Single solution type
- (5) 5 Protease inhibitors included in the solution

SDS-PAGE gel Electrophoresis

Total proteins were isolated from various cancer cell lines and tissues by the PRO-PREP™ Protein Extraction Solution.

We can extract the subcutaneous fat contained large amount of fat.



Lane M, PRO-STAIN I Marker Lane 1, K562 Lane 2, SNU 1 Lane 3, SNU 5
Lane 4, B16 Lane 5, rat Heart Lane 6, cow muscle Lane 7, cow subcutaneous fat

Simple protocol

- Cells or Tissues preparation
- ↓
- Add PRO-PREP Solution
- ↓
- Incubate on -20 °C for 10min
- ↓
- Spin down
- Just 10 ~ 15 min**
- No protease inhibitor

NOTICE

5 Protease inhibitors are included !

PMSF : Inhibit serine protease and thiol protease

EDTA : Inhibit metalloprotease

Pepstatin A : Inhibit acid protease

Leupeptin : Inhibit serine protease

Aprotinin : Inhibit serine protease and thiol protease

110€ Envase 100ml

Ref 17081

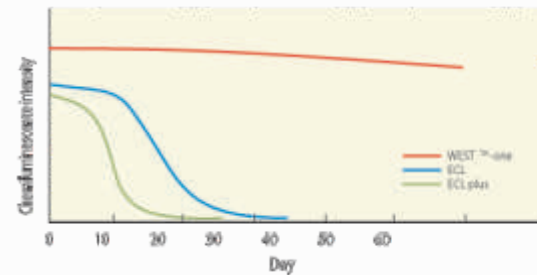
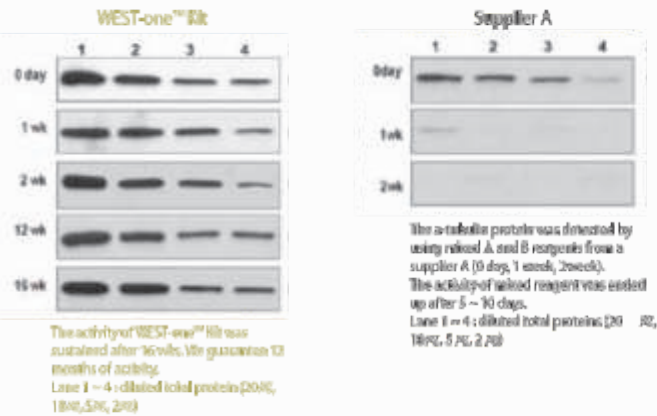
West-one™ Western Blot Detection System




WEST-one™ Western Blot Detection System is quite different from most western blot detection kits, which consist of substrate solution and enhancer solution. WEST-one™ Kit consists of just one spray bottle, which is a very simple method for detection. The most remarkable feature of the WEST-one™ Kit is; there is no need to mix solutions (substrate solution and enhancer solution). The WEST-one™ Kit is based on the principle that hydroxide ion(OH⁻) generated by horseradish peroxidase in aprotic media results in transition of luminol to 3'-aminophthalate, which induces emission of 425-510nm light. The X-ray film is exposed to the light to show a specific protein band.



Long lasting activity: - activity duration test after mixing A, B reagent




Sensitivity and signal duration test



Test data for duration time of each product among ECL, ECL plus and WEST-one. As a antigen, BSA is used (50ng). After gel washing, transferred to PVDF membrane.

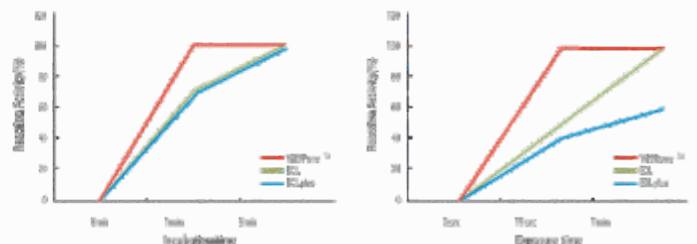
Sensitivity test



Incubation and expose time test

Incubation Time	Exposure Time	WEST-one™	ECL	ECL plus
1 min	1 min	HHH	H	HH
1 min	15 sec	HHH	H	HH
5 min	1 min	HHH	HH	HHH
5 min	15 sec	HHH	H	HH

Comparison of sensitivity by differentiation of incubation and exposure time. Only we test the last step according to each company's protocol. Target protein: BSA 20ng, Membrane: PVDF membrane, 1st antibody - 1:5,000, 2nd antibody - 1:10,000. WEST-one™ had shown the result constantly. Not sensitive at incubation and expose time. But the result of other product had shown unstable data.



intronbio.com

150€ Spray 200ml

Ref 16032



intronbio.com

Total RNA por Columnas

PLANTAS

Ref 17310

Easy-spin IIP Plant Mini



290€ 50 Col.

Ref 17311

Easy-spin IIP Plant Maxi



420€ 12 Col.

Ref 17301

RNA-spin IIP Plant Maxi



460€ 12 Col.

CELULAS Y TEJIDOS

Ref 17211

RNA-spin total Extraction Kit



260€ 50 Col.

DNA FREE

gDNA
contamination
STOP

Ref 17221

Easy-spin total Extraction Kit



280€ 50 Col.



intronbio.com

Total RNA por Columnas

VIRUS TEJIDO PLANTAS

VIRUS TEJIDO VARIOS

Double-RNA Viral Mini Kit

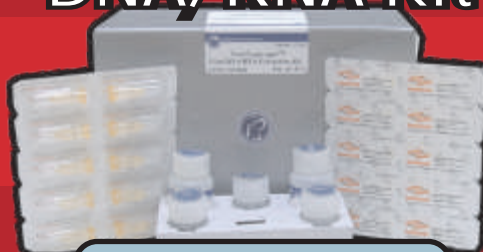
Ref 17151



290€
50 Col.

Viral Gene-Spin DNA/RNA Kit

Ref 17151



189€
50 Col.

Total RNA por Trizol

Muestras Liquidas

Muestras Solidas

Bacteria-Yeast-Fungi

Easy-RED Total RNA Extraction Kit



Ref 17063

140€
100ml

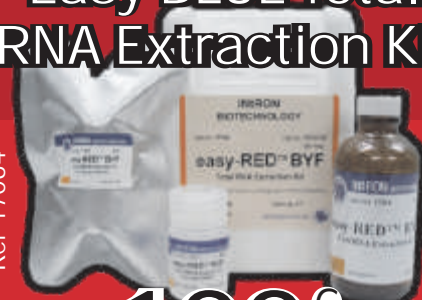
Easy-BLUE Total RNA Extraction Kit



Ref 17061

140€
100ml

Easy-BLUE Total RNA Extraction Kit



Ref 17064

199€
100ml

RevoScript™ RT-Premix Kit

Temperature Revolution

Characteristics

1. A novel Recombinant RTase from Avian Retrovirus (75kDa)


- REV-RT is a new Recombinant RTase which is not available from and other supplier.

2. Thermostable RTase (37~60°C, 50°C is optimal)

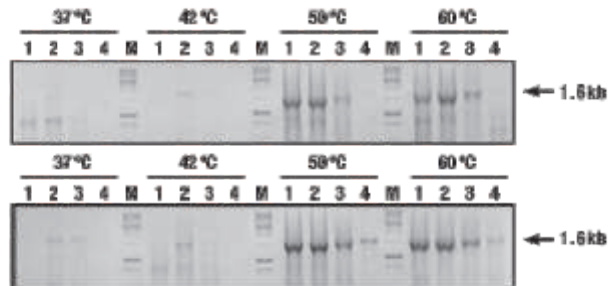
- Thermostable 60°C with excellent activity over a wide range of temperature.

REV-RT is a new Recombinant RTase which offers excellent advantageous over other commercially available RTase. Reverse transcription at higher temperatures minimizes the problems encountered with strong secondary structures. High temperatures also result in increased specificity of primer hydration and extension.

Pump up the temperature



Data of cDNA synthesis from RNA of complexed structure



Panel A: Supplier A product (Oligo dT type), Panel B: RevoScript™ RT-Premix Kit (Oligo dT), Lane 1: 200ng RNA template, lane 2: 20ng RNA template, lane 3: 2ng RNA template, lane M: template control, and M: 100bp DNA ladder

3. Fast reverse transcription

- No extra step to resolve a secondary structure of RNA.
- REV-RT does not need pre-heating step and it makes possible fast reverse transcript.


4. Ultra sensitive synthesis efficiency

- REV-RT shows high sensitivity of reverse transcription up to 0.3pg level of RNA.

5. Best to full length cDNA synthesis (over 9Kb)

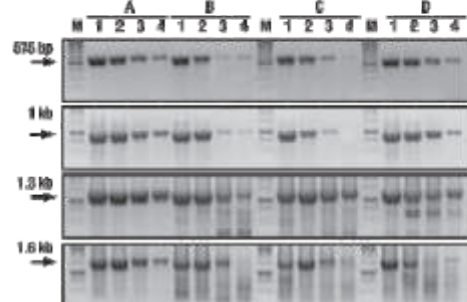
- REV-RT is designed to maximize synthesis efficiency of cDNA and shows outstanding results on large DNA fragments.

High sensitivity of cDNA synthesis



Lane M: Molecular weight marker, lane 1: 1ng RNA template, lane 2: 0.2ng RNA template, lane 3: 40ng RNA template, lane 4: 8pg RNA template, lane 5: 1.5pg RNA template, lane 6: 320pg RNA template, and lane 7: 64pg RNA template

Efficiency comparison Data



Panel A: RevoScript™ RT-Premix, panel B: Supplier A, panel C: supplier B, and panel D: supplier C, Lane 1: 200ng RNA template, lane 2: 20ng RNA template, lane 3: 2ng RNA template, lane 4: 0.2ng RNA template, and lane M: 1kb DNA Ladder

RevoScript™

RT Premix
Oligo dT

199€ 48
Tubes
20ul/reacc

RT Premix
Random Primer

199€ 48
Tubes
20ul/reacc

Ref Ip25083

Ref Ip25085



Marcadores ADN/dNTPs

“**Sizer**”

Launching Event


Break through breakable ladder.
Here is **unbreakable ladder** for your research.

Feel it from SiZer !!!



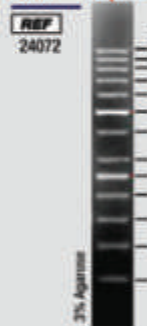
SiZer™ DNA Markers

SiZer™-20



165€ 300ul
60bp-300bp

SiZer™-50 plus



149€ 500ul
50bp-1kb

SiZer™-100



75€ 500ul
100bp-1,5kb

SiZer™-1000



89€ 500ul
500bp-10kb

SiZer™-1000 plus



99€ 500ul
100bp-10kb

4 Tubos - dATP-dCTP-dGTP-dTTP

Ref EN-2



120€
dNTPs
100mM / 1,6ml.

Mezcla en un solo Tubo

dNTPs Mixer
Conc. 10mM
1ml. **70€**



Ref EN-1

Marcadores Proteínas

**Brod-way™
Protein
Marker**



Ref 24082

500ul

160€

4 colores

**ProStain™
Prestained
Protein
Marker**



Ref 24051

250ul

86€

Dual Color

Iptg / X-gal

Iptg

5 gr



69€

Ref 181422

X-gal

1 gr



69€

Ref 251141

Distribuidor